

# **CANISIUS COLLEGE**

## **STATISTICAL ABSTRACT**

### **INSTITUTIONAL DATA**

Spring 2015 (201440)

Prepared by:  
Office of Research and Institutional Effectiveness

## Canisius College at a Glance

	Undergrad.	Graduate	Total
Enrollment, Spring 2015	2,797	1,241	4,038
Enrollment, Spring 2014	2,864	1,375	4,239
Percent Change in Enrollment	-2.3%	-9.7%	-4.7%
Number Full-time	2,537	511	3,048
Number Part-time	260	730	990
Percent Full-time	90.7%	41.2%	75.5%
Percent Part-time	9.3%	58.8%	24.5%
Credit Hours Attempt. Spring 2015	39,866	9,079.5	48,945.5
Credit Hours Attempt. Spring 2014	41,859.5	9,773.5	51,633
Percent Change in CH Attempted	-4.8%	-7.1%	-5.2%
FTE, Spring 2015	2,626	916	3,541
FTE, Spring 2014	2,753	981	3,734
Percent Change in FTE	-4.6%	-6.6%	-5.2%
<b>Enrollment by College</b>			
College of Arts and Sciences	1,440	65	1,505
School of Ed. & Human Services	393	910	1,303
Wehle School of Business	762	266	1,028
No College Designated	202	0	202
<b>Totals</b>	<b>2,797</b>	<b>1,241</b>	<b>4,038</b>
<b>Enrollment by Gender</b>			
Percent Male	49.1%	39.0%	46.0%
Percent Female	50.9%	61.0%	54.0%
<b>Average Age</b>	20.4	29.3	23.2
<b>Enrollment by Residence</b>			
On-campus Resident	1,202	24	1,226
Percent Resident	43.0%	1.9%	30.4%

Enrollment by Ethnicity	Number	Percentage
American Indian/Alaska Native	12	0.3%
Asian	65	1.6%
Black/African American	251	6.2%
Hispanic	178	4.4%
Native Hawaiian/Pacific Islander	2	0.05%
Non-Resident Alien	178	4.4%
Two or More Races	59	1.5%
Unknown	282	7.0%
White	3,011	74.6%
<b>Enrollment by CH Hours Earned</b>		
0 to 29	706	17.5%
30 to 59	575	14.2%
60 to 89	620	15.4%
90 plus	896	22.2%
Graduate	1,241	30.7%
<b>Enrollment by Student Type</b>		
UG Continuing(Including Kings) 2520/16	2,536	62.8%
UG Cross Registered	60	1.5%
UG High School Students	114	2.8%
UG New First Time (Includes 1 <sup>st</sup> FR Kings) 8/1	9	0.2%
UG Re-admit	1	0.02%
UG Transfer (Includes 1 <sup>st</sup> TR Kings)34/1	35	0.9%
UG Transient	28	0.7%
UG Visiting	14	0.3%
Grad Continuing (Includes Kings)	1,062	26.3%
Grad, New First Time	160	4.0%
Grad, Visiting, Transient, Re-Admit	4	0.1%
<b>Enrollment by Residency</b>		
Canadian	86	2.1%
International	90	2.2%
New York Resident	3,432	85.0%
Out-of-state Resident	420	10.4%
Unknown	10	0.2%
<b>Receiving Federal Pell Grants</b>		
Full Time Undergraduates	804	31.7%
Part Time Undergraduates	5	1.9%

# ENROLLMENTS BY MAJOR \*Includes double counting

## COLLEGE OF ARTS & SCIENCES

### *Undergraduate Programs*

Code	Major	Count
ABEC	Animal Behavior	170
AHM	Art History	3
ANT	Anthropology	17
BCH	Biochemistry	35
BCHA	Biochemistry, ACS Certified	6
BIF	Bioinformatics	11
BIO	Biology	213
CHM	Chemistry	9
CHM	Chemistry, ACS Certified	5
CHM	Chemistry, Health Professions	22
CLLA	Classical Languages	0
CLSG	Classics, Greek	4
CLSL	Classics, Latin	3
COM	Communication Studies	162
CRJ	Criminal Justice	99
CRW	Creative Writing	43
CSC	Computer Science	60
CSC1	Computer Science	3
CSC2	Computer Science Certificate (CSCC)	0
DMA	Digital Media Arts	68
ECON	Economics	31
EN 32	Physics (Pre-engineering 3+2)	0
ENG	English	84
ENGR	Pre-Engineering	9
ENV	Environmental Sciences	10
EUR	European Studies	10
EVST	Environmental Studies	23
FRC	French	12
GER	German	17
HIS	History	56
INT	International Relations	55
JRN	Journalism	21
LAS	Latin American Studies	5
MAT	Mathematics	36
MATS	Mathematics & Statistics	5
MLSC	Medical Laboratory Science	10
MUS	Music	5
MUSP	Music Performance	1
PHI	Philosophy	0
PHIH	Philosophy, Hypatian Scholar	7
PHII	Philosophy, Ignation Scholar	5
PHY	Physics	9
PSC	Political Science	111
PSY	Psychology	271
RST	Religious Studies	9
SOC	Sociology	46
SPA	Spanish	24
SSC	Social Scien. (BA), Adult Acad. Services	0
UND	Undecided	61
URS	Urban Studies	17
WST	Women's Studies, Certificate	4

### *Graduate Programs*

Code	Major	Count
ANZ	Anthrozoology	43
ASN	Arts & Sciences Non-Matriculated	0
COM	Communication & Leadership	22

# ENROLLMENTS BY MAJOR Cont'd \*Includes double counting

## SCHOOL OF EDUCATION & HUMAN SERVICES

### Undergraduate Programs

Code	Major	Count
ATM	Athletic Training	50
ECCH	Early Childhood/Childhood Ed. Dual	23
EDAD	Adolescent Education	42
EDCH	Childhood Education	9
EDEC	Early Childhood Education	5
HEW	Health & Wellness	10
HUSR	Human Services	2
PEHL	Physical/Health Education	29
PEM	Physical Education	0
PESS	Physical Education Sport Studies	6
PHED	Physical Education, Birth-12	2
PS1	CC2CC–NCCC Radiologic Tech(OPS)	0
PS5	CC2CC – GCC Respiratory Care(OPS)	0
PS8	Professional Technical Studies(OPS)	1
PS9	Professional Technical Studies(OPS)	1
PS10	Telecomm Technician (Verizon)(OPS)	0
PS11	Professional Technical Studies(OPS)	0
SPE1	Special/Childhood Education, Grades 1-6	53
SPEB	Special/Early Childhood Ed. Birth-2	2
SPMT	Sports Management	68
UND	Undecided	0

### Graduate Programs

Code	Major	Count
AUE1	Adolescence Urban Education	1
AUE2	Adolescence Urban Special Education	1
AUE3	Adolescence Urban Education TESOL	1
AUE4	Adolescence Urban Bilingual Education	1
CLM	Clinical Mental Health Counseling	77
CMH	Community Mental Health Counseling	12
CSH	Community & School Health(OPS)	19
CSP	College Student Personnel	50
CUA1	Childhood Urban Education	2
CUA2	Childhood Urban Special Education	1
CUA3	Childhood Urban Education TESOL	2
CUA4	Childhood Urban Bilingual Education	1
ECU2	Early Childhood Urban Special Education	1
ECU3	Early Childhood Urban Education TESOL	2
ECU4	Early Childhood Urban Bilingual Ed.	2
EDA	School/Administration Supervision	10
EDAD	Adolescent Education	11
EDAO	Educational Admin./Supervision	33
EDB	Business & Marketing Education	2
EDCH	Childhood Education	23
EDD	Deaf Education	8
EDD1	Deaf Childhood Education Grades 1 – 6	5
EDD7	Deaf Adolescence Education Grades 7 - 12	0
EDDI	Differentiated Instruction	25
EDG	General Education	0
EDN	General Education, Non-matriculated	9
EDT	Education Technologies Certificate	20
EDT2	Ed Tech and Emerging Medias	4
EDTL	Teacher Leader Certificate	0
GEEX	Gifted Education Extension	0
HHP	Health & Human Performance(OPS)	29
HIT	Health Information Technology	9
LTCY	Literacy Education	14
MCX	Middle Childhood Extension	0
MSA	Sport Administration	49
NDEG	Non-Degree	1
NTC1	Applied Nutrition Cert Track 1	0

Code	Major – graduate - Continued	Count
<b>NTR1</b>	Applied Nutrition, Track 1	10
<b>NTR2</b>	Applied Nutrition, Track 2	9
<b>ONBS</b>	Bilingual Special Ed	8
<b>ONES</b>	Teach Eng to Speakers of Other	58
<b>ONLT</b>	Literacy Education, On-line	54
<b>ONPE</b>	Physical Education, On-line	72
<b>ONSA</b>	Sports Administration, On-line	95
<b>ONSB</b>	School Building Leadership, On-	48
<b>ONSD</b>	School District Leadership, On-line	30
<b>OSBD</b>	School Building/District Leader,	8
<b>OTT</b>	Online Teaching and Training	0
<b>PEM</b>	Physical Education	0
<b>PHED</b>	Physical Education, Birth-12	19
<b>READ</b>	Reading Certificate	0
<b>RES 1</b>	Respiratory Care, Track 1	9
<b>RES 2</b>	Respiratory Care, Track 2	4
<b>SAC</b>	School/Agency Counseling	34
<b>SBDL</b>	School Building/District Leadership	4
<b>SBL</b>	School Building Leadership	12
<b>SDL</b>	School District Leadership	8
<b>SPE1</b>	Special/Childhood Education,	7
<b>SPE7</b>	Special Education, Adolescent	0
<b>SPEA</b>	Special Education, Advanced	12
<b>SPM1</b>	Special Education, Childhood	14
<b>SPM7</b>	Special Education, Adolescent	3

## WEHLE SCHOOL OF BUSINESS

### *Undergraduate Programs*

Code	Major	Count
<b>ACC</b>	Accounting	19
<b>ACC1</b>	Accounting	22
<b>ACC2</b>	Professional Accounting	4
<b> AIS</b>	Accounting Information Systems	63
<b>ECO</b>	Economics	80
<b>ENT</b>	Entrepreneurship	29
<b>FIN</b>	Finance	19
<b>IBUS</b>	International Business	66
<b>MGT</b>	Management	10
<b>MIS</b>	Information Systems	24
<b>MKT</b>	Marketing	15
<b>UNBU</b>	Undeclared Business	18
<b>UND</b>	Undecided	13

### *Graduate Programs*

Code	Major	Count
<b>BUNM</b>	Business, Non-matriculated	1
<b>INTB</b>	International Business	5
<b>MBA</b>	MBA, Part-Time Program	17
<b>MBA3</b>	Bachelors/MBA 3+2	0
<b>MBAA</b>	MBA, Accounting 150 Hour	7
<b>MBAO</b>	MBA, One Year Program	17
<b>MBAP</b>	MBA, Professional Accounting	38
<b>MFA</b>	Forensic Accounting	26

OTHER INFORMATION

*Undergraduate Programs*

<b>Code</b>	<b>Major</b>	<b>Count</b>
<b>AUDI</b>	Auditing	18
<b>NDEG</b>	Non-degree	18
	Double Majors	57
	Triple Majors	36
	Quadruple Majors	4

## CREDIT HOURS BY DEPARTMENT AND SCHOOL

Department	Undergrad.	Graduate	Total	% of School	% of College
Animal Behavior	715	234	949	3.37%	1.95%
Biology	2447		2447	8.68%	5.04%
Chemistry	1092		1092	3.87%	2.25%
Classics	540		540	1.91%	1.11%
Communication Studies	2386	105	2491	8.83%	5.13%
Computer Science	608		608	2.16%	1.25%
English	2658		2658	9.42%	5.47%
English as a Second Language	27		27	0.10%	0.06%
Fine Arts	1127		1127	4.00%	2.32%
First Year Seminar	399		399	1.41%	0.82%
History	1893		1893	6.71%	3.90%
Mathematics & Statistics	1696		1696	6.01%	3.49%
Military Science	311		311	1.10%	0.64%
Modern Languages	693		693	2.46%	1.43%
Philosophy	2482		2482	8.80%	5.11%
Physics	505		505	1.79%	1.04%
Political Science	1244		1244	4.41%	2.56%
Psychology	2285		2285	8.10%	4.70%
Religious Studies & Theology	2482		2482	8.80%	5.11%
Soc Anthro & Criminal Justice	2045		2045	7.25%	4.21%
Undeclared(Unallocated)	228		228	0.81%	0.47%
<b>Arts &amp; Sciences</b>	<b>27863</b>	<b>339</b>	<b>28202</b>	<b>100.00%</b>	<b>58.06%</b>


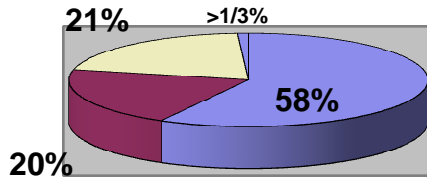
Department	Undergrad.	Graduate	Total	% of School	% of College
Counseling & Human Services		1094	1094	11.02%	2.25%
Teacher Education (1)	1630	684	2314	23.31%	4.76%
Graduate Education & Leadership	501	3352	3853	38.82%	7.93%
Kinesiology	1475	510	1985	20.00%	4.09%
Office of Professional Studies (2)		679	679	6.84%	1.40%
<b>Education &amp; Human Services</b>	<b>3606</b>	<b>6319</b>	<b>9925</b>	<b>100.00%</b>	<b>20.43%</b>

Department	Undergrad.	Graduate	Total	% of School	% of College
Accounting	1406	696	2102	21.06%	4.33%
Economics & Finance	2946	570	3516	35.23%	7.24%
Graduate Business		3	3	0.03%	0.01%
Management	1753	705	2458	24.63%	5.06%
Marketing & Information Systems	1401	501	1902	19.06%	3.92%
<b>Wehle School of Business</b>	<b>7506</b>	<b>2475</b>	<b>9981</b>	<b>100.00%</b>	<b>20.55%</b>

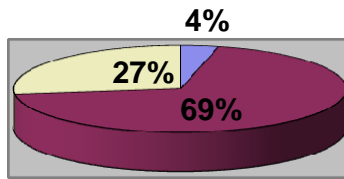
Department	Undergrad.	Graduate	Total	% of School	% of College
Unaffiliated (includes Honors)	466	0	466		1.30%
<b>CANISIUS COLLEGE</b>	<b>39441</b>	<b>9133</b>	<b>48574</b>		

- (1) Starting in 201230 “Adolescence Ed” & “Education” are combined in “Teachers Education”. Also, Graduate Education and Leadership includes Sports Administration.  
 (2) Office of Professional Studies is a Department in Education and Human Services.

## Undergraduate Credit Hours



## Graduate Credit Hours



## Total Credit Hours

